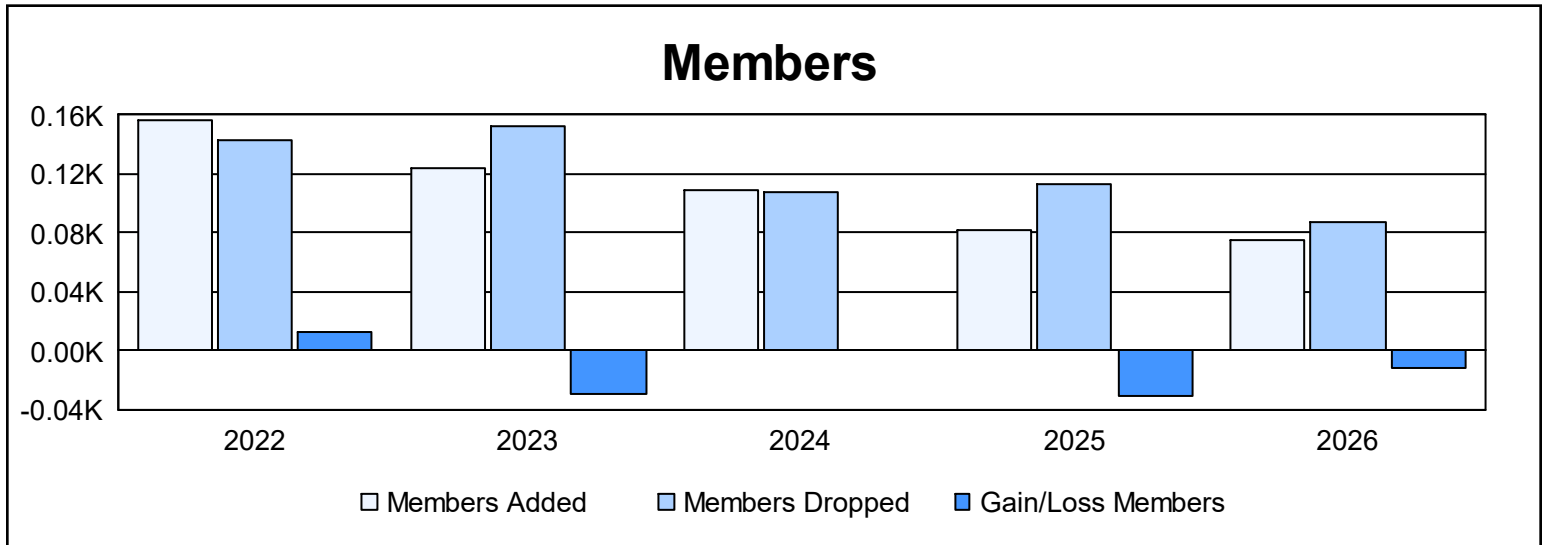
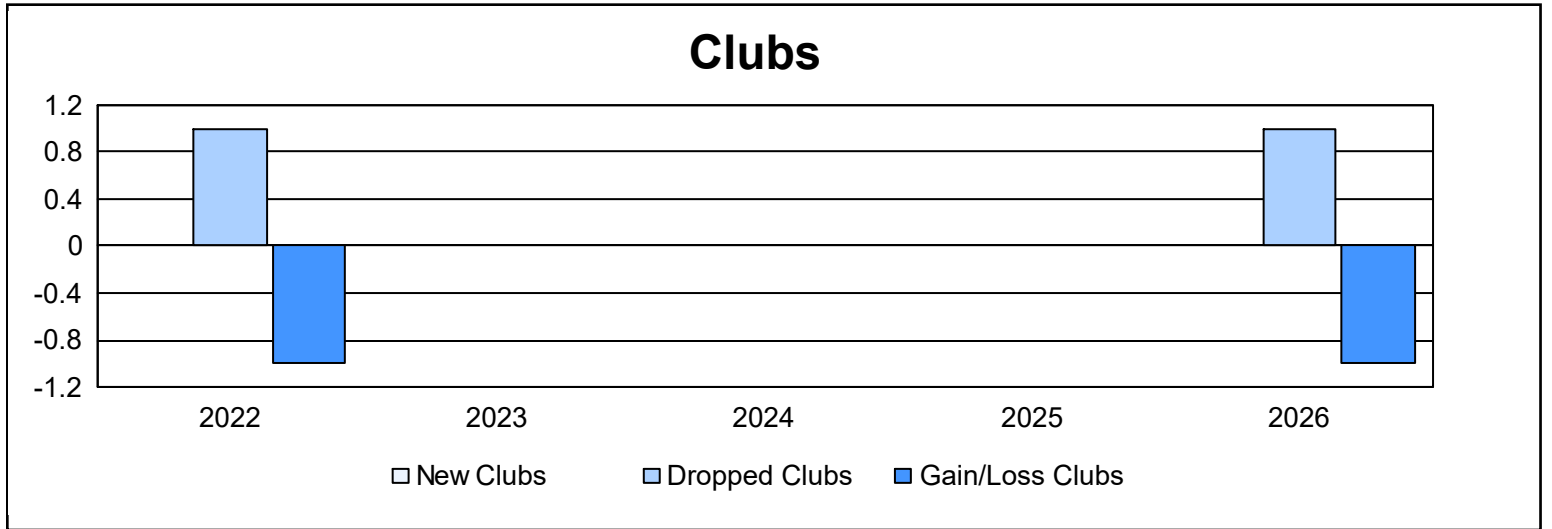
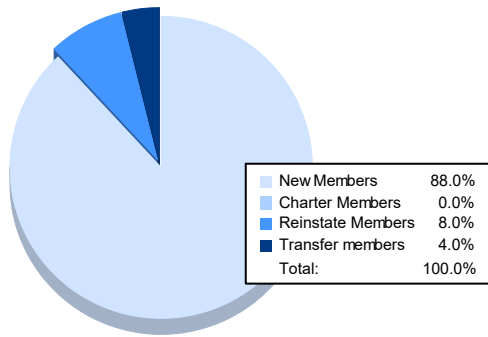


Year	New Clubs	Dropped Clubs	Gain/ Loss Clubs	New Members	Charter Members	Reinstate Members	Transfer Members	Total Member Added	Total Members Dropped	Gain/ Loss Members
2021-2022	0	1	-1	128	2	0	26	156	143	13
2022-2023	0	0	0	115	0	2	7	124	153	-29
2023-2024	0	0	0	105	0	3	1	109	108	1
2024-2025	0	0	0	77	0	4	1	82	113	-31
2025-2026	0	1	-1	66	0	6	3	75	87	-12
<b>Average</b>	<b>0</b>	<b>0</b>	<b>0</b>	<b>98</b>	<b>0</b>	<b>3</b>	<b>8</b>	<b>109</b>	<b>121</b>	<b>-12</b>



### Membership Composition April 2026 Cumulative



### Gender Composition April 2026 Cumulative

